

# DL-104

## 120V Line Voltage

### 4" NON-IC Type Housings For Incandescent

Catalog #		Type
Project		Date
Prepared by		

#### INCANDESCENT

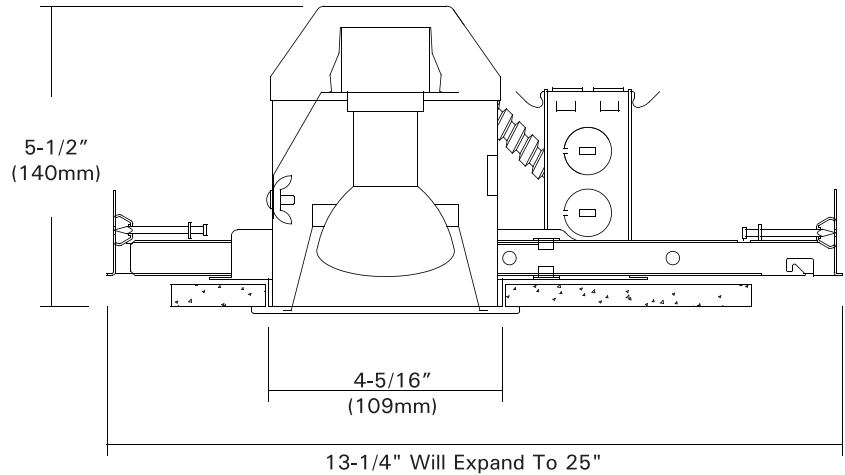


#### DESCRIPTION

The DL-104 is a 4" aperture housing for PAR20 and R20 incandescent lamps.

#### APPLICATION

The DL-104 is designed for use in both non-insulated and insulated ceilings. Insulation material must be kept a minimum of 3" from all sides of the housing.



#### DESIGN FEATURES

Ceiling Cut-out : 4-3/8"

Lamp, Max, Watt. : 50W PAR20, R20, A19 / 60W PAR16

##### ◦ Housing

- Single wall aluminum housing.
- 5-1/2" height allows use in 2"X6" joist construction.
- Housing adjusts for ceilings up to 1-1/4" thick.

##### ◦ Junction Box

- Listed for through branch circuit wiring. (Max. 8 No 12 AWG 90°C branch circuit conductors. (4 in, 4 out)
- (5) 1/2" knockouts with true pry-out slots and (4) knockouts with Romex cable clamp.
- Ground wire provided on J-box.

##### ◦ Mounting Frame

- Galvanized steel construction.
- 8"L x 5-1/2"W

##### ◦ Bar Hangers

- Maximum extension of 24" allows for extra distance between joists.
- Score lines allow "toolless" shortening for 12" joists. Bar hangers may be repositioned 90 degrees.
- Integral T-bar clips snaps onto T-bars and no additional clips are required.

##### ◦ Just-A-Nail

- Pre-installed nail bars with vertical slots are used to evenly align the bars horizontally after nailing halfway into wood joists.

##### ◦ Socket

- Medium base porcelain with nickel-plated copper screw shell.
- Snaps into bracket for consistent lamp positioning.

##### ◦ Lamp

- Lamp ratings based on trim selected - See trim page for more details.

##### ◦ Thermal Protector

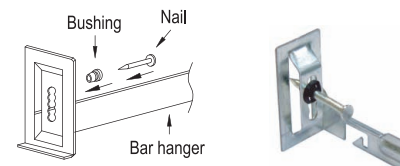
- Self-resetting thermal protector in the housing deactivates fixture if overheating occurs due to improper lamping or insulation.

##### \* Listing

- UL, c-UL listed for damp location.
- UL, c-UL listed for feed through.

##### • Just-A-Nail

Adjustable nail hanger bar for easy alignment.



#### JUST-A-NAIL

##### • Optional "Quick Connect" Push-in wire connectors.

- Three "Quick Connectors"
- Pre-installed push-in wire connectors for fast and easy wiring.

# Trims

## 4" Incandescent Trims For

DL-104, DL-104R, IC-104AT

Catalog #		Type
Project		Date
Prepared by		

### INCANDESCENT

**TM-24B** Metal Baffle  
*PAR20/R20-50W, PAR16-60W*  
 White Metal Trim Ring  
 O.D : 4-7/8"



**TM-24R** Reflector  
*PAR20/R20-50W, PAR16-60W*  
 White Metal Trim Ring  
 O.D : 4-7/8"




**TM-25** Wall Wash  
*PAR20/R20-50W, PAR16-60W*  
 White Metal Trim Ring  
 O.D : 4-7/8"



**TM-25B** Wall Wash w/ Baffle  
*PAR20/R20-50W, PAR16-60W*  
 White Metal Trim Ring  
 O.D : 4-7/8"  
 Symbol (R) is for Reflector




**TM-28** Gimbal  
*PAR20/R20-50W*  
 White Metal Trim Ring  
 O.D : 4-7/8"



**TM-29B** Slotted Wall Wash w/ Baffle  
*PAR20/R20-50W, PAR16-60W*  
 White Metal Trim Ring  
 O.D : 4-7/8"



**TM-34P** Pin Hole w/ Baffle  
*PAR20/R20-50W, A19-50W*  
 White Metal Trim Ring  
 O.D : 4-7/8"



**TM-84E** Eyeball  
*R20/PAR20-50W*  
 White Metal Trim Ring  
 O.D : 4-7/8"



# Trims


## 4" Incandescent Trims For

DL-104, DL-104R, IC-104AT

Catalog #		Type
Project		Date
Prepared by		

### INCANDESCENT

**TM-213** Frosted Lens w/ Clear Center  
*PAR20/R20-50W*  
White Metal Trim Ring  
O.D : 4-7/8"




**TM-215** Shower Fresnel Lens  
*PAR20/R20-50W*  
White Metal Trim Ring  
O.D : 4-7/8"




**TM-216** Shower Drop Opal Lens  
*PAR20/R20-50W*  
White Metal Trim Ring  
O.D : 4-7/8"



**TM-217** Shower Albalite Lens  
*PAR20/R20-50W*  
White Metal Trim Ring  
O.D : 4-7/8"



**TM-215-AS** Frosted Flat Lens  
*PAR20/R20-50W*  
White Metal Trim Ring  
O.D : 4-7/8"



### ORDERING INFORMATION

Choose the catalog / finish codes that best suit your needs and enter it on the appropriate line.

TRIM MODEL	REFLECTOR	BAFFLE	METAL RING
	<b>CL</b> :Clear	<b>WH</b> :White	<b>WH</b> :White
	<b>WH</b> :White	<b>BK</b> :Black	<b>BK</b> :Black
	<b>GD</b> :Gold	<b>SN</b> :Satin Nickel	<b>SN</b> :Satin Nickel
	<b>MA</b> :Matte Platinum	<b>AN</b> :Antique Nickel	<b>AN</b> :Antique Nickel
	<b>CP</b> :Champagne	<b>AC</b> :Antique Copper	<b>AC</b> :Antique Copper
	<b>PR</b> :Pewter	<b>MO</b> :Mocha	<b>MO</b> :Mocha
	<b>HC</b> :Haze Clear	<b>CA</b> :Cappuccino	<b>CA</b> :Cappuccino
		<b>CH</b> :Chrome	<b>CH</b> :Chrome
		<b>UN</b> :Natural Steel	<b>UN</b> :Natural Steel
		<b>PB</b> :Polished Brass	<b>PB</b> :Polished Brass

Examples:

TM-24B-BK-WH = White Trim Ring w/ Black Baffle  
 TM-215-WH = Fresnel Lens w/ White Metal Ring  
 TM-25R-CL-WH = White Wall Wash Trim Ring w/ Clear Reflector  
 TM-28-AC = Antique Copper Gimbal Trim Ring  
 TM-217-WH = Albalite Lens w/ White Metal Ring